

SINGER
22W31

LIST OF PARTS



MACHINE No. 22w31

THE SINGER MANUFACTURING COMPANY

INDEX

	PAGE
ACCESSORIES	19
BOBBIN WINDER	19
ILLUSTRATIONS OF PERFORATING DESIGNS	23
MACHINE No. 22w31	7
NUMERICAL LIST OF PARTS	27
PUNCES	21
PUNCH HOLDERS	21
PUNCH REMOVERS	22
STARTING TREADLE	20
THREAD UNWINDER	20

From the library of: Diamond Needle Corp

Instructions for Ordering

In ordering from this list, use **ONLY** the **PART** number in the **FIRST** column.

The number stamped on a Sewing Machine Part is the number of the Single Part only, except when the part includes Set Screws, Clamping Screws, Studs and Rollers Spun on, Small Wires riveted, or Parts soldered together, etc., which it is necessary to furnish in combination.

Every combination of parts sent out has its specific number which, although not stamped on Parts (except in above cases) must be used when ordering the combination.

Each number always indicates the **SAME PART** in whatever list it appears, or for whatever Machine.

The letters after some of the numbers indicate the style of finish only, as follows:

- A. Hardened, Polished and Plated.
- B. Polished and Plated.
- C. Hardened only.
- D. Polished only.
- E. Soft, not polished.
- F. Hardened and Polished.
- H. Blued.

These letters **MUST BE USED** when they appear in the list and **AFTER** the number, as in the list.

In this series

200001 to 201500 are Screw Numbers.

201501 to 201800 are Nut Numbers.

201801 to 202000 are Roller Numbers.

202001 and upward are numbers of Machine Parts.


The figures in the second column refer only to the plate in which the illustration of the part is shown and are **NOT TO BE USED** in ordering.

Two or more numbers over a cut indicate that the difference between such parts is not visible in an illustration.

Parts marked with an asterisk (*) are furnished only when repairs are made at the factory.

LIST OF PARTS COMPLETE

FOR



MACHINE No. 22w31

DROP FEED. ROLLER PRESSER

For Stitching and Perforating Leather Shoe Tips, etc.

In gauges $\frac{1}{8}$, $\frac{3}{16}$ and $\frac{1}{4}$ inch

No.	Plate	Name
*246001		Arm with 200439c, 202036 and 204351
350119	13125	Arm Brace Bolt
201705c	13125	" " " " Nut
215948	13125	" Bracket
200189n	13126	" " Screw (3)
246075	13128	" " Switch Handle with 201528n, 201842 and 350130c
215951	13126	Arm Bracket Switch Handle Spring
200161n	13126	" " " " " " Screw
200859n	13126	Arm Bracket Switch Handle Stud
204346	13126	" " " " " " Bushing
201528n	13126	Arm Bracket Switch Handle Stud Nut
204347	13126	Arm Bracket Switch Handle Stud Spring

From the library of: Diamond Needle Corp.

No.	Plate	Name
204443	10470	Arm Bracket Switch Spring
204349	13126	" " " " Hook ..
246002	----	Arm Bracket complete, Nos. 200161H, 200391C, 200859B, 201528H, 204346, 204347, 215948, 215951, 246075 and 246086
204163	13125	Arm Cap
200278H	12311	" " Screw
202248	12307	" " " Washer
204235	13126	" Position Pin (2)
200963E	12311	" Screw (3)
202005	12308	" " Washer (3)
203202	13127	" Shaft
204351	13125	" " Bushing (front)
200439C	12311	" " " Position Screw ..
204440	13125	" " Connection with four 200054E (2)
200054E	12307	Arm Shaft Connection Screw
246087	----	Balance Wheel (belt groove 5 in. diam.) with 200352C and 200363C
200062H	12311	Balance Wheel Adjusting Screw ..
200352C	13126	" " Position Screw
200363C	12338	" " Set Screw
246088	13127	Balance Wheel complete, Nos. 235380, 235404, 246087 and two 200946E
*246005	----	Bed with 202062, 203248, 203249, two each 200362C, 200516E, 200840E and 202299
202258	13105	Bed Hinge Connection (2)
200570E	12311	" " " Screw (4)
203329	13125	" Slide (back)
203301	12334	" " (front)
203208	12250	Bobbin (2)
203210	12250	" Case Base with 202056, 203211 to 203213 and 203216
203211	12250	Bobbin Case Base Latch
*202056	----	" " " " Pin
203212	12250	" " " " Plunger ..
203213	12250	" " " " Spring ..
203209	12250	" " Cap with 200984C, 203214, 203215 and two 200594C ..
203214	12250	Bobbin Case Tension Spring
200984C	12250	" " " " Regulat- ing Screw
200594C	12250	Bobbin Case Tension Spring Screw
203215	12250	" " Thread Guide
200594C	12250	" " " " Screw ..
203216	12250	" " Washer (cloth)

No.	Plate	Name
203217	12250	Bobbin Case complete, Nos. 203209 and 203210
204533	13127	Face Plate with 200366H, 204730, two each 200368H, 202090, 204281 and three 200397H
200053C	12311	Face Plate Screw
204730	13105	" " Thread Guide
200397H	12309	" " " " Set Screw
204534	----	Face Plate complete, Nos. 200113E, 200135E, 200319C, 200577H, 204277 to 204280, 204330, 204533, 204555, two each 200309E, 204059 and 204272
203303	12334	Feed Bar with 204189
203309	----	" " 203303 with 200214E, 201525E and 204200
200214E	13105	Feed Bar Hinge Screw
201525E	13105	" " " " Nut
214424	13105	" " Spring
204189	12306	" " " Hook
212211	13133	" Dog, for 246073
212213	13133	" " " 246077
212209	13133	" " " 246080
200106E	12311	" " Screw (2)
200075E	13105	" " Support Screw
201535E	13105	" " " " Nut
203233	13126	" Driving Cam with 200382C and 200437C
204192	13125	Feed Driving Cam Fork Lever with 204195 and 204293
204193	12334	Feed Driving Cam Fork Lever Con- nection with 200668C and 201525E
204194	12306	Feed Driving Cam Fork Lever Con- nection Clamp with 200031E ...
200031E	12311	Feed Driving Cam Fork Lever Con- nection Clamp Pinch Screw
200668C	13105	Feed Driving Cam Fork Lever Con- nection Clamp Screw Stud
201525E	13105	Feed Driving Cam Fork Lever Con- nection Clamp Screw Stud Nut ..
200002E	12338	Feed Driving Cam Fork Lever Con- nection Hinge Screw
201522E	12338	Feed Driving Cam Fork Lever Con- nection Hinge Screw Nut
*204195	----	Feed Driving Cam Fork Lever Shaft
204197	12306	Feed Driving Cam Fork Lever Shaft Collar with 200113E
200113E	12308	Feed Driving Cam Fork Lever Shaft Collar Set Screw

No.	Plate	Name
204293	12308	Feed Driving Cam Fork Lever Shaft Position Pin
204196	12307	Feed Driving Cam Fork Lever Shaft Sleeve (split)
200043c	12311	Feed Driving Cam Fork Lever Shaft Sleeve Set Screw
201524E	12338	Feed Driving Cam Fork Lever Shaft Sleeve Set Screw Nut
204198	12334	Feed Driving Cam Fork Lever complete, Nos. 204192 and 204194 ..
200437c	12311	Feed Driving Cam Position Screw
200382c	13126	" " " Set Screw
204199	13127	" " Rock Shaft
206554	---	" " " " 204199 with 200002E, 201522E and 204193 ...
202305	12307	Feed Driving Rock Shaft Center (2)
200043c	12311	Feed Driving Rock Shaft Center Set Screw (2)
204200	13126	Feed Driving Rock Shaft Crank with 204189 (on left side) and two 200383c
200383c	12311	Feed Driving Rock Shaft Crank Set Screw
213007	13126	Feed Lifting Cam with 202126
204202	12308	" " " Fork with 200027E
200027E	12338	" " " " Pinch Screw
202126	12308	" " " Position Pin ...
200045E	12338	" " " Screw
203305	12334	" " Rock Shaft
203315	12334	" " " " 203305 with 203238
202305	12307	Feed Lifting Rock Shaft Center (2)
200043c	12311	" " " " " Set Screw (2)
202276	12308	Feed Lifting Rock Shaft Slide Block
203238	12308	Feed Lifting Rock Shaft Slide Block 202276 with 200243E and 201531E
200243E	12338	Feed Lifting Rock Shaft Slide Block Hinge Screw
201531E	12308	Feed Lifting Rock Shaft Slide Block Hinge Screw Nut
204206	12306	Feed Regulating Handle
204207	12334	" " " 204206 with 200098F, 202622, 204208 to 204210, 204213 and 204925
204208	12307	Feed Regulating Handle Adjustable Stop

No.	Plate	Name
200098F	12307	Feed Regulating Handle Adjustable Stop Screw
204925	12306	Feed Regulating Handle Adjustable Stop Screw Washer
204209	12307	Feed Regulating Handle Position Pin
204210	12306	Feed Regulating Handle Shaft
204211	12306	" " " " Crank with 200098F
204212	12307	Feed Regulating Handle Shaft Crank Link
200271E	12311	Feed Regulating Handle Shaft Crank Link Hinge Screw (lower)
200291E	12307	Feed Regulating Handle Shaft Crank Link Hinge Screw (upper)
200098F	12307	Feed Regulating Handle Shaft Crank Set Screw
204213	12307	Feed Regulating Handle Shaft Sleeve (split)
200362c	12311	Feed Regulating Handle Shaft Sleeve Set Screw
202622	12306	Feed Regulating Handle Shaft Sleeve Washer
202036	12338	Feed Regulating Handle Stop Pin
204214	---	Feed Regulating Handle complete, Nos. 200291E, 204207, 204211 and 204212
246081	13127	Foot Lifter Lifting Lever
246082	13125	" " " " Bracket with two 200036E
200036E	13126	Foot Lifter Lifting Lever Bracket Screw
200262u	12306	Foot Lifter Lifting Lever Hinge Screw
227308	13127	Foot Lifter Lifting Lever Rod with 202302
204126	13126	Foot Lifter Lifting Lever Rod Clamp with two 200530c
227316	12388	Foot Lifter Lifting Lever Rod Clamp Hook
227576	12388	Foot Lifter Lifting Lever Rod Clamp Hook 227316 with 204126
200530c	13105	Foot Lifter Lifting Lever Rod Clamp Set Screw
202302	12306	Foot Lifter Lifting Lever Rod Cotter Pin
206628	12388	Foot Lifter Lifting Lever Rod Spring
227227	12388	Foot Lifter Lifting Lever Rod Spring Collar with 200113F

No.	Plate	Name
200113F	12308	Foot Lifter Lifting Lever Rod Spring Collar Set Screw
*203463	—	Hook (sewing)
203464	12250	" 203463 with 201253F, 201376F and 203251
203465	12250	Hook and Bobbin Case complete, Nos. 203217 and 203464
203241	11007	Hook Bevel Gear Socket, 24 teeth
200555H	11007	" " " " Screw ...
203242	11007	" " Pinion, 24 teeth, with two 200383c (2)
200383c	12311	Hook Bevel Pinion Set Screw
203306	13125	" Counter Shaft
203244	11007	" " " Collar with two 200393c
200393c	11007	Hook Counter Shaft Collar Set Screw
203245	11007	Hook Counter Shaft Driving Gear, 44 teeth, with 200362c and 200439c
213157	—	Hook Counter Shaft Driving Gear 203245 with 200045E and 213007..
200439c	12311	Hook Counter Shaft Driving Gear Position Screw
200362c	12311	Hook Counter Shaft Driving Gear Set Screw
203246	13126	Hook Counter Shaft Gear, 22 teeth, with two 200383c
200383c	12311	Hook Counter Shaft Gear Set Screw
202299	—	Hook Counter Shaft Oil Packing (wick)
200840E	11007	Hook Counter Shaft Oil Packing (wick) Stop Screw
203247	13127	Hook Driving Shaft
203248	12334	" " " Bearing with 202299
202299	—	Hook Driving Shaft Bearing Oil Packing (wick)
202126	12308	Hook Driving Shaft Bearing Posi- tion Pin
200516E	12311	Hook Driving Shaft Bearing Screw
203249	11007	" " " Bushing (eccen- tric)
202299	—	Hook Driving Shaft Bushing Oil Packing (wick)
200362c	12311	Hook Driving Shaft Bushing Set Screw
213141	—	Hook Driving Shaft Collar with two 200393c
200393c	11007	Hook Driving Shaft Collar Set Screw

No.	Plate	Name
203251	12250	Hook Gib
201376F	13126	" " Hinge Screw
201253F	13126	" " Screw
203307	11242	" Saddle (left or right) with 202299
202299	—	Hook Saddle Oil Packing (wick)..
200006E	11007	" " Screw (4)
225585	11007	" " " Washer (4)
203718	12250	" Washer
203468	11242	Hook Saddle complete, Nos. 200555H, 203241, 203307, 203465 and 203718
203469	—	Hook Saddle Combination (left and right) complete, Nos. two 203468
246006	13129	Intermediate Idler Gear
246007	13129	" " " Locking Lever
201266H	13129	Intermediate Idler Gear Locking Lever Screw
246008	13129	Intermediate Idler Gear Stud
200379c	13129	" " " " Set Screw
231390	13128	Needle Bar (hollow)
204248	12307	" " Connecting Link
200658c	12307	" " " " Hinge Screw Stud
201519E	12307	Needle Bar Connecting Link Hinge Screw Stud Nut
204249	12308	Needle Bar Connecting Stud with 200072c and 202277
202277	—	Needle Bar Connecting Stud Oil Packing (wick)
200072c	12308	Needle Bar Connecting Stud Pinch Screw
204326	12338	Needle Bar Packing Cord (2)
200868	10470	" " Screw Bushing (lower)
200867B	10470	" " " " (upper)
246083	13129	Needle Holder, in gauges $\frac{1}{4}$, $\frac{5}{8}$ and $\frac{3}{4}$ in., with 200141F, 200389c and 201030F
201030F	13105	Needle Holder Screw
200389c	13129	" Set Screw (left)
200141F	13129	" " " (right)
204252	12308	Presser Bar Lifter
200550c	12311	" " " Hinge Screw ...
204455	10470	" " Lifting Bracket with 200387c
204254	12307	Presser Bar Lifting Bracket Posi- tion Guide

No.	Plate	Name
200362c	12311	Presser Bar Lifting Bracket Position Guide Set Screw
200387c	10470	Presser Bar Lifting Bracket Set Screw
204327	12306	Presser Bar Packing Washer (felt)
200868	10470	" " Screw Bushing (lower)
204255	13129	" " Spring
200493b	10470	" " Thumb Screw (pressure regulating)
246010	13129	Punch
246078	13128	" Bar
246076	---	" " 246078 with 246062 and 350132c
246086	13128	Punch Bar Bell Crank with 200337c, 201528u, 204349 and 204449
204449	10470	Punch Bar Bell Crank Bearing ...
350130c	13129	" " " " Driving Screw Stud
201528u	13126	Punch Bar Bell Crank Driving Screw Stud Nut
200391c	13129	Punch Bar Bell Crank Position Screw
200337c	13129	Punch Bar Bell Crank Stop Screw
201528u	13126	" " " " " Stud Nut
246060	13128	Punch Bar Driving Cam
246061	---	" " " " 246060 with 235380, 235404, 246089 and two 200946E
235380	13129	Punch Bar Driving Cam Gear
235404	13129	" " " " " Position Pin
200946E	13129	Punch Bar Driving Cam Gear Screw
246089	---	Punch Bar Driving Cam Oil Packing (felt)
204246	13126	Punch Bar Driving Cam Position Collar with two 200383c
200383c	12311	Punch Bar Driving Cam Position Collar Set Screw
201816	12307	Punch Bar Driving Cam Roller
201808	---	" " " " " 201816 with 200825c
201842	---	Punch Bar Driving Cam Roller 201808 with 201528u
200825c	13129	Punch Bar Driving Cam Roller Screw Stud
201528u	13126	Punch Bar Driving Cam Roller Screw Stud Nut

No.	Plate	Name
246034	13129	Punch Holder with 246010
350131c	13129	" " Adjusting Thumb Screw
246062	13129	Punch Holder Bracket with 201177b and 350131c
350132c	13129	Punch Holder Bracket Screw
201177b	13129	" " Screw
201906	13130	Roller Presser, 1½ in. diam., ⅜ in. face (fine) with 200548c and 201534u
202839	13130	Roller Presser Arm
204567	13130	" " " 202839 with 201906
202560	13130	Roller Presser Arm Bracket (swing)
200675c	13130	Roller Presser Arm Bracket Position Screw
202558	13130	Roller Presser Arm Bracket Spring
229370	---	" " " " " Stop and Back Needle Guard Holder
229371	13130	Roller Presser Arm Bracket Spring Stop and Back Needle Guard Holder 229370 with 200159E, 200350u and 226220
200350u	13130	Roller Presser Arm Bracket Spring Stop and Back Needle Guard Holder Adjusting Screw
200141E	13129	Roller Presser Arm Bracket Spring Stop and Back Needle Guard Holder Screw
200077b	13130	Roller Presser Arm Screw, for gauges ⅜ and ⅝ inch
200082b	10881	Roller Presser Arm Screw, for ¼ in. gauge
229744	13130	Roller Presser Arm Shim, ⅜ in. thick
229745	13130	Roller Presser Arm Shim, ⅝ in. thick
202760	13130	Roller Presser Arm Shim, ⅜ in. thick
204495	13128	Roller Presser Bar
200548c	13130	" " Hinge Screw
201534u	13130	" " " " Nut
246084	13130	" " Needle Guard (back), in ¼ in. gauge
246063	13130	Roller Presser Needle Guard (back), in ⅝ in. gauge
246064	13130	Roller Presser Needle Guard (back), in ⅜ in. gauge

No.	Plate	Name
200159F	13130	Roller Presser Needle Guard (back) Clamp Screw
226220	13130	Roller Presser Needle Guard (back) Clamp Screw Washer ..
246085	—	Roller Presser and Bar complete, in $\frac{1}{8}$ in. gauge, Nos. 200082b, 200675c, 202558, 202560, 202760, 204495, 204567, 229371, 246084 and two 200141F
246065	—	Roller Presser and Bar complete, in $\frac{5}{16}$ in. gauge, Nos. 200077d, 200675c, 202558, 202560, 202760, 204495, 204567, 229371, 229744, 246063 and two 200141F
246066	13128	Roller Presser and Bar complete, in $\frac{7}{16}$ in. gauge, Nos. 200077d, 200675c, 202558, 202560, 202760, 204495, 204567, 229371, 229745, 246064 and two 200141F
246067	13131	Stitch Change Gear with 200378c..
246068	13131	" " " Bracket with 200379c
200007D	13132	Stitch Change Gear Bracket Screw (3)
246069	13131	Stitch Change Gear Bracket Shaft
203250	11007	" " " " " Collar with two 200393c
200393c	11007	Stitch Change Gear Bracket Shaft Collar Set Screw
235380	13129	Stitch Change Gear Bracket Shaft Driving Gear
235404	13129	Stitch Change Gear Bracket Shaft Driving Gear Position Pin
200946E	13129	Stitch Change Gear Bracket Shaft Driving Gear Screw
246070	13131	Stitch Change Gear Bracket Shaft Gear with 200439c and 201421c..
246071	13127	Stitch Change Gear Bracket Shaft Gear Guard with two 200347c ..
200347c	13132	Stitch Change Gear Bracket Shaft Gear Guard Set Screw
200439c	12311	Stitch Change Gear Bracket Shaft Gear Position Screw
201421c	13132	Stitch Change Gear Bracket Shaft Gear Set Screw
246072	13131	Stitch Change Gear Guard
200078E	12307	" " " " Screw (2)
231433	13132	" " " Key
200378c	12311	" " " Set Screw ...

No.	Plate	Name
213006	13131	Take-up Cam with 200335c, 200383c, 200430c, 200658c and 201519E ..
200430c	12311	Take-up Cam Position Screw
200383c	12311	" " " " Check Screw
200335c	12311	Take-up Cam Set Screw
203311	—	" Lever
221454	—	" " 203311 with 204263 ..
204263	13132	" " Bearing with 204264..
204264	12306	" " " Position Pin ..
200042F	12311	" " " Screw
201816	12307	" " Roller
203312	13132	Take-up Lever complete, Nos. 200042F, 201816 and 221454 ..
202402	12309	Tension Disc
202090	12309	" " Position Pin
204555	12338	" Release Lever
200309E	12309	" " " Screw
202075	12309	" " Plunger
204456	10470	" " Slide
204457	10470	" " " Spring
202407	10881	" Spring
200632B	12309	" Stud
200397H	12309	" " Set Screw
201572B	10881	" Thumb Nut
204271	12309	" Washer
204272	12309	Tension complete, Nos. 200632B, 201572B, 202075, 202407, 204271 and two 202402
204458	10470	Thread Controller Adjusting Collar with 200684H (for Presser Bar) ..
200684H	12308	Thread Controller Adjusting Collar Screw
204274	12309	Thread Controller Plate'
200577H	12311	" " " Screw
202098	12309	" " Roller
204275	12309	" " " Guard
202084	12309	" " " " Washer
200300c	12309	" " " Screw
204276	12309	" " Spring
204333	12309	" " " Guard
200581H	12309	" " " " Screw..
204277	12309	" " " Stop
204278	12309	" " " " Driving Gear
200319c	12309	Thread Controller Spring Stop Driving Gear Hinge Screw
200135E	12309	Thread Controller Spring Stop Screw

No.	Plate	Name
204279	12309	Thread Controller Spring Stud with 204925
200366H	12309	Thread Controller Spring Stud Set Screw
204925	12306	Thread Controller Spring Stud Washer
205987	12309	Thread Controller complete, Nos. 200300c, 200581H, 202084, 202098, 204274, 204275 and 204333
204280	12309	Thread Controller and Spring complete, Nos. 204276 and 205987 ..
204459	10470	Thread Guide
203313	13105	" "
204329	-----	" Oiler (felt)
204330	13132	" " Bracket with 204329 ..
200113F	12308	" " " Screw
204281	12309	" Retainer Guide Wire
202091	12309	" " Sleeve
202092	12309	" " Spring
204058	12309	" " Stud
200368H	12309	" " " Set Screw
204059	12309	Thread Retainer complete, Nos. 202091, 202092 and 204058
246080	13133	Throat Plate, 50 needle hole, in $\frac{3}{8}$ in. gauge, with 246079, for 212209
246073	13133	Throat Plate, 50 needle hole, in $\frac{3}{8}$ in. gauge, with 246074, for 212211
246077V	13133	Throat Plate, 50 needle hole, in $\frac{3}{8}$ in. gauge, with 246074, for 212213
246079	13132	Throat Plate Plug (brass)
246074	13132	" " " "
202062	12308	" " Position Pin
200161D	13126	" " Screw
200577H	12311	" " " "

ACCESSORIES

No.	Plate	Name
203208	12250	Bobbin (10)
*225482	-----	" Case Screw Driver Blade ..
*225483	-----	" " " " Handle ..
225497	12345	Bobbin Case Screw Driver complete, Nos. 225482 and 225483 ..
246010	13129	Punch (15)
304304	13132	" Remover
225487	13132	Roller Presser Hinge Screw Nut Wrench
246074	13132	Throat Plate Plug (brass) (5)
128 x 2	-----	Needles, four each, sizes 11, 12 and 13
225191	---	Drip Pan with four wood screws $\frac{1}{2}$ in., No. 5
41400	12345	Machine Rest Pin (wood)
36578	12345	Oiler with 36579
36579	12345	" Spout, $3\frac{1}{2}$ in. long, with 120117
120117	-----	" " Washer (leather)
*225484	-----	Screw Driver Blade
*225485	-----	" " Handle
225498	12345	Screw Driver complete ($7\frac{1}{2}$ in. long), Nos. 225484 and 225485 ..
225554	12345	Wrench (steel)

BOBBIN WINDER

Swing Automatic, Right Hand

225453	10884	Frame with 202277 and 225438 ...
225454	10884	Frame Hinge Pin
202277	-----	" Oil Packing (wick)
225438	10884	" " Well Cap
225455	10884	" Spring
225456	10884	" " Plunger
202473	10885	Pulley with 200105c
200105c	10884	" Set Screw
225381	10884	Spindle
225444	10884	Stop Latch
200056E	10884	" " Screw
225458	10884	" " Thumb Lever
225459	10884	" " " Hinge Stud
225460	10884	" " " " Joint Stud
202478	10884	" " Trip Lever
200299H	10884	" " " " Hinge Screw

No.	Plate	Name
225461	10881	Tension Bracket with 201499B
200082D	10881	" " Screw
228026	10884	" " " Washer
2102	10881	" Disc
202407	10881	" Spring
201499B	10881	" Stud
201572B	10881	" " Thumb Nut
225462	10881	Bobbin Winder Tension Bracket complete, Nos. 201572B, 202407, 225461 and two 2102
225433	10885	Bobbin Winder and Tension Bracket Base
225382	10885	Universal Bobbin Winder complete, Nos. 200056E, 200082D, 200299B, 202473, 202478, 225381, 225433, 225444, 225453 to 225456, 225458 to 225460, 225462, 228026 and two wood screws $\frac{3}{4}$ in., No. 13, R.H.B.

STARTING TREADLE

260186	13127	Starting Treadle
260187	13127	" " Bracket
260197	13127	" " " 260187 with 260186, 260189, 350005E and two wood screws $1\frac{1}{2}$ in., No. 14
232365	13127	Starting Treadle Chain (41 $\frac{1}{2}$ in. long) with two 202784
202784	12388	Starting Treadle Chain Hook
350005E	13132	" " " Screw Eye.
260189	13132	" " Hinge Pin

THREAD UNWINDER

225389	14083	Spool Rest (for one spool) with 201018c
225395	14083	Spool Rest (for two spools) with 201018c
225388	14083	Spool Rest Rod
200383c	12311	" " " Set Screw
201018c	13132	" " " Set Screw
202490	14083	" Stand with 200383c
60913	14083	" Weight
225391	14083	Thread Guide
201696J	13132	" " Lock Nut
225392	14083	" " Rod with 208E and 225393

No.	Plate	Name
208E	13132	Thread Guide Rod Screw
225393	---	" " " Washer
225397	14083	Thread Unwinder (for three spools) complete, Nos. 201696J, 202490, 225388, 225389, 225392, 225395, three each 60913, 225391 and wood screws $\frac{3}{4}$ in., No. 13

PUNCHES

246009	---	Punch, round, diam. of wire .099 diam. of punch end .042
246010	13129	Punch, round, diam. of wire .088 diam. of punch end .035
246011	---	Punch, round, diam. of wire .069 diam. of punch end .029
246012	---	Punch, round, diam. of wire .050 diam. of punch end .023
246013	---	Punch, round, diam. of wire .099 diam. of punch end .058
246014	---	Punch, round, diam. of wire .139 diam. of punch end .073
246015	---	Punch, round, diam. of wire .120 diam. of punch end .062

PUNCH HOLDERS

For illustrations showing the perforating design see pages 23, 24 and 25.

246034	13129	Punch Holder with 246010
246035	---	" " " 246009
246036	---	" " " 246011
246037	---	" " " 246012
246038	---	" " " 246009 and two 246012
246039	---	Punch Holder with 246009 and two 246012
246040	---	Punch Holder with 246013 and two 246012

No.	Plate	Name
246041	—	Punch Holder with 246013
246042	—	" " " 246014
246043	—	" " " 246015
246044	—	" " " 246015 and two 246012, for $\frac{1}{16}$ in. gauge machine
246045	—	Punch Holder with 246013 and two 246012
246046	—	Punch Holder with three 246012 ..
246047	—	" " " 246009 and two 246012
246048	—	Punch Holder with 246013 and two 246012
246049	—	Punch Holder with 246015 and two 246012
246050	—	Punch Holder with three 246012 ..
246051	—	" " " 246010, for $\frac{1}{8}$ in. gauge machine
246052	—	Punch Holder with 246011 and two 246012
246053	—	Punch Holder with 246011, for $\frac{1}{8}$ in. gauge machine
246054	—	Punch Holder with 246012, for $\frac{1}{8}$ in. gauge machine
246055	—	Punch Holder with three 246012 ..
246056	—	" " " 246009 and two 246012
246057	—	Punch Holder with one each 246012 and 246013
246058	—	Punch Holder with 246016
246101	—	" " " two 246012 ..
246102	—	" " " 246010 and two 246012
246103	—	Punch Holder with 246009 and two 246012












PUNCH REMOVERS

304301	13132	Punch Remover, for 246012
304303	13132	" " " 246011
304304	13132	" " " 246010
304305	13132	" " " 246009 and 246013
304306	13132	Punch Remover, for 246014 and 246015

ILLUSTRATIONS OF PERFORATING DESIGNS

Showing the number of the punch holder and punches necessary to produce each design, also the gauge of machine on which they should be used.

SINGLE PUNCH PERFORATIONS

 E 4323 Punch Holder 246034 Punch 246010 Gauges $\frac{1}{16}$ or $\frac{1}{8}$ in.	 E 4330 Punch Holder 246042 Punch 246014 Gauges $\frac{1}{16}$ or $\frac{1}{8}$ in.
 E 4324 Punch Holder 246035 Punch 246009 Gauges $\frac{1}{16}$ or $\frac{1}{8}$ in.	 E 4331 Punch Holder 246043 Punch 246015 Gauges $\frac{1}{16}$ or $\frac{1}{8}$ in.
 E 4335 Punch Holder 246036 Punch 246011 Gauges $\frac{1}{16}$ or $\frac{1}{8}$ in.	 E 4338 Punch Holder 246051 Punch 246010 Gauge $\frac{1}{8}$ in. only
 E 4326 Punch Holder 246037 Punch 246012 Gauges $\frac{1}{16}$ or $\frac{1}{8}$ in.	 E 4339 Punch Holder 246053 Punch 246011 Gauge $\frac{1}{8}$ in. only
 E 4329 Punch Holder 246041 Punch 246013 Gauges $\frac{1}{16}$ or $\frac{1}{8}$ in.	 E 4340 Punch Holder 246054 Punch 246012 Gauge $\frac{1}{8}$ in. only
 E 4341 Punch Holder 246058 Punch 246016 Gauges $\frac{1}{16}$ or $\frac{1}{8}$ in.	

TWO PUNCH PERFORATIONS

When the machine is to be used for two or three punch perforating, it must be adjusted to make the same number of stitches per inch as that given below the illustration of the design.



Punch Holder 246057
Small Punch 246012
Large Punch 246013
Gauges $\frac{5}{16}$ or $\frac{3}{8}$ in.
16 stitches per inch



Punch Holder 246101
Punch (2) 246012
Gauges $\frac{5}{16}$ or $\frac{3}{8}$ in.

THREE PUNCH PERFORATIONS



Punch Holder 246038
Small Punch (2) 246012
Large Punch (1) 246009
Gauges $\frac{5}{16}$ or $\frac{3}{8}$ in.
12 stitches per inch



Punch Holder 246044
Small Punch (2) 246012
Large Punch (1) 246015
Gauge $\frac{5}{16}$ in. only
13 stitches per inch




Punch Holder 246039
Small Punch (2) 246012
Large Punch (1) 246009
Gauges $\frac{5}{16}$ or $\frac{3}{8}$ in.
19 stitches per inch



Punch Holder 246045
Small Punch (2) 246012
Large Punch (1) 246013
Gauges $\frac{5}{16}$ or $\frac{3}{8}$ in.
16 stitches per inch




Punch Holder 246040
Small Punch (2) 246012
Large Punch (1) 246013
Gauges $\frac{5}{16}$ or $\frac{3}{8}$ in.
12 stitches per inch



Punch Holder 246046
Punch (3) 246012
Gauges $\frac{5}{16}$ or $\frac{3}{8}$ in.
19 stitches per inch



Punch Holder 246047
Small Punch (2) 246012
Large Punch (1) 246009
Gauges $\frac{5}{16}$ or $\frac{3}{8}$ in.
13 stitches per inch




Punch Holder 246050
Punch (3) 246012
Gauges $\frac{5}{16}$ or $\frac{3}{8}$ in.
16 stitches per inch


THREE PUNCH PERFORATIONS—Continued




Punch Holder 246048
Small Punch (2) 246012
Large Punch (1) 246013
Gauges $\frac{5}{16}$ or $\frac{3}{8}$ in.
19 stitches per inch



Punch Holder 246052
Small Punch (2) 246012
Large Punch (1) 246011
Gauges $\frac{5}{16}$ or $\frac{3}{8}$ in.
16 stitches per inch



Punch Holder 246049
Small Punch (2) 246012
Large Punch (1) 246015
Gauges $\frac{5}{16}$ or $\frac{3}{8}$ in.
16 stitches per inch



Punch Holder 246055
Punch (3) 246012
Gauges $\frac{5}{16}$ or $\frac{3}{8}$ in.
19 stitches per inch



Punch Holder 246056
Small Punch (2) 246012
Large Punch (1) 246009
Gauges $\frac{5}{16}$ or $\frac{3}{8}$ in.
16 stitches per inch

From the library of: Diamond Needle Corp.

PLATE 10470—FULL SIZE


200493



204453



204455



204449



204443



200867



204459



200868



204457



200387



204456

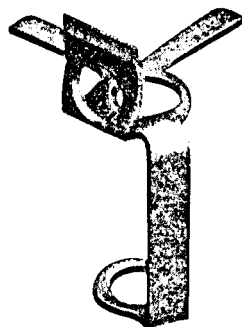



PLATE 10881—FULL SIZE

225461



200082




202104



2102



225462



202407



201499

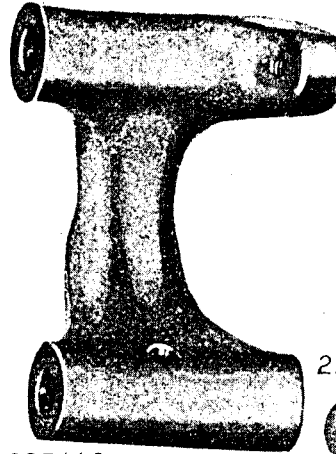


201572



PLATE 10884—FULL SIZE


225453



225444



202478



228026



225458



225460



225454



200299



225438



200056



225459



200105



225456



225381



225455



From the library of: Diamond Needle Corp

PLATE 10885—ONE-FOURTH SIZE

225433



202473



225382




PLATE 11007—FULL SIZE

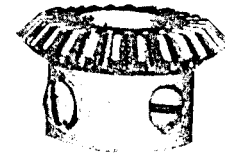
203241



200555



203242



203245




203250



200393




203246



200006



203249



225585



203244



200840



From the library of: [Duke University](#)

PLATE 11242—ONE-HALF SIZE

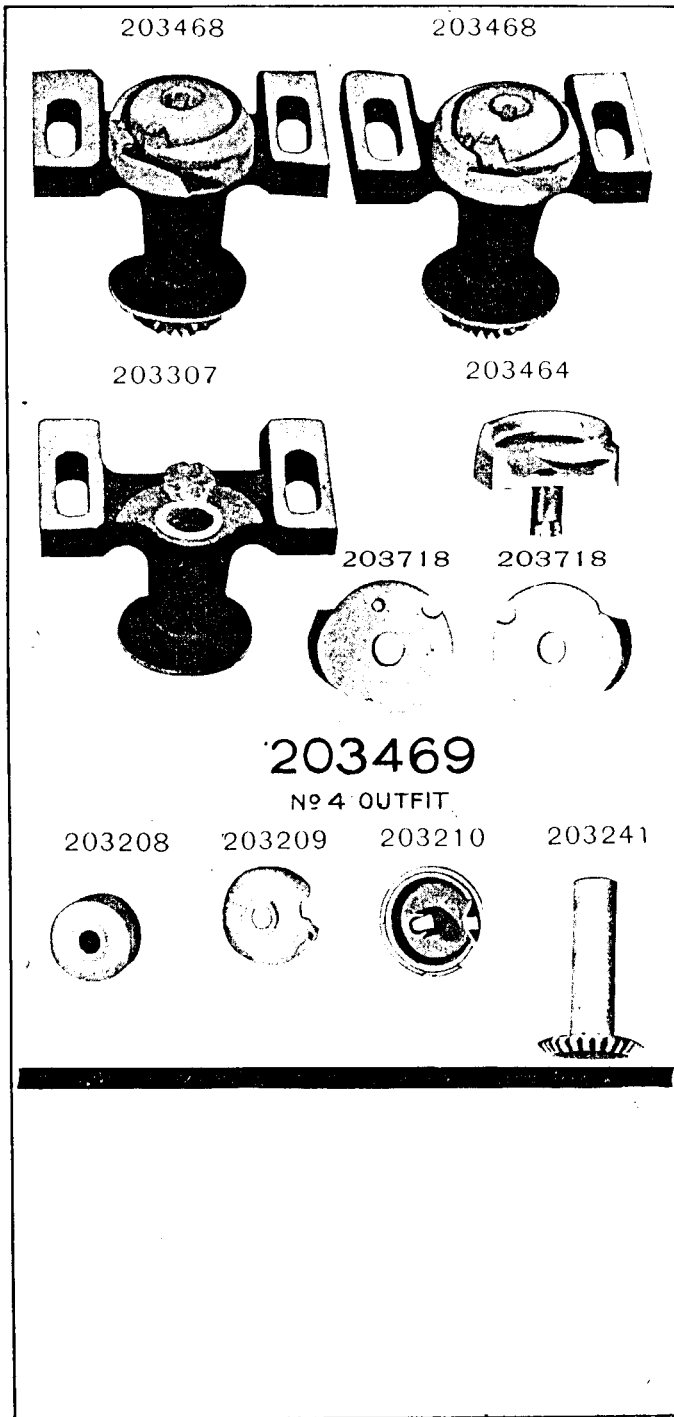


PLATE 12250—FULL SIZE

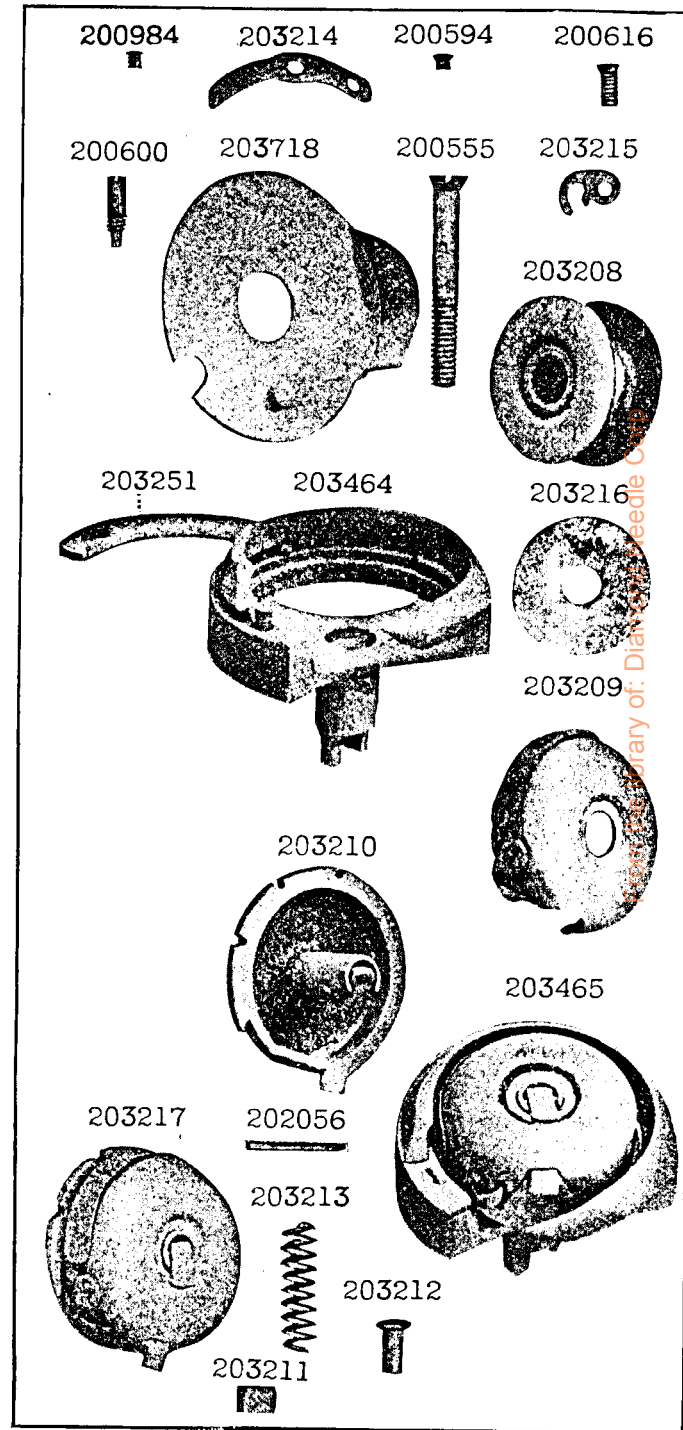


PLATE 12306—FULL SIZE

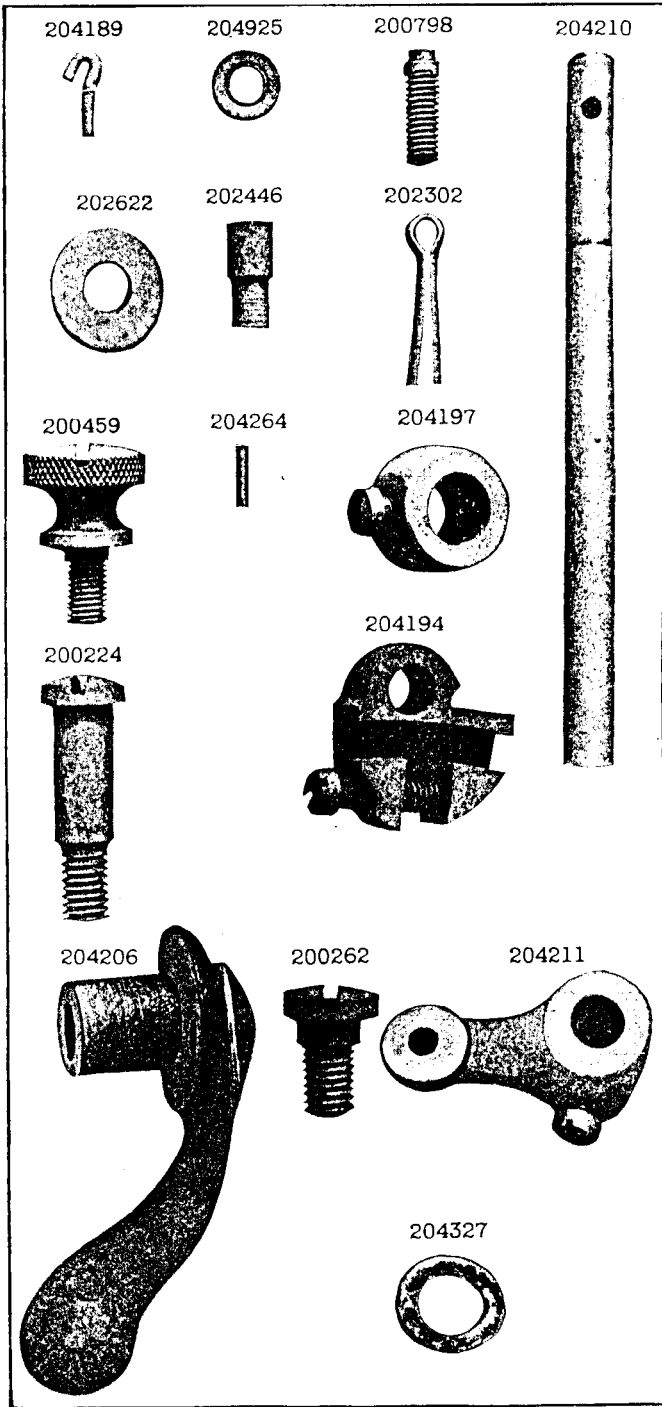


PLATE 12307—FULL SIZE




PLATE 12308—FULL SIZE

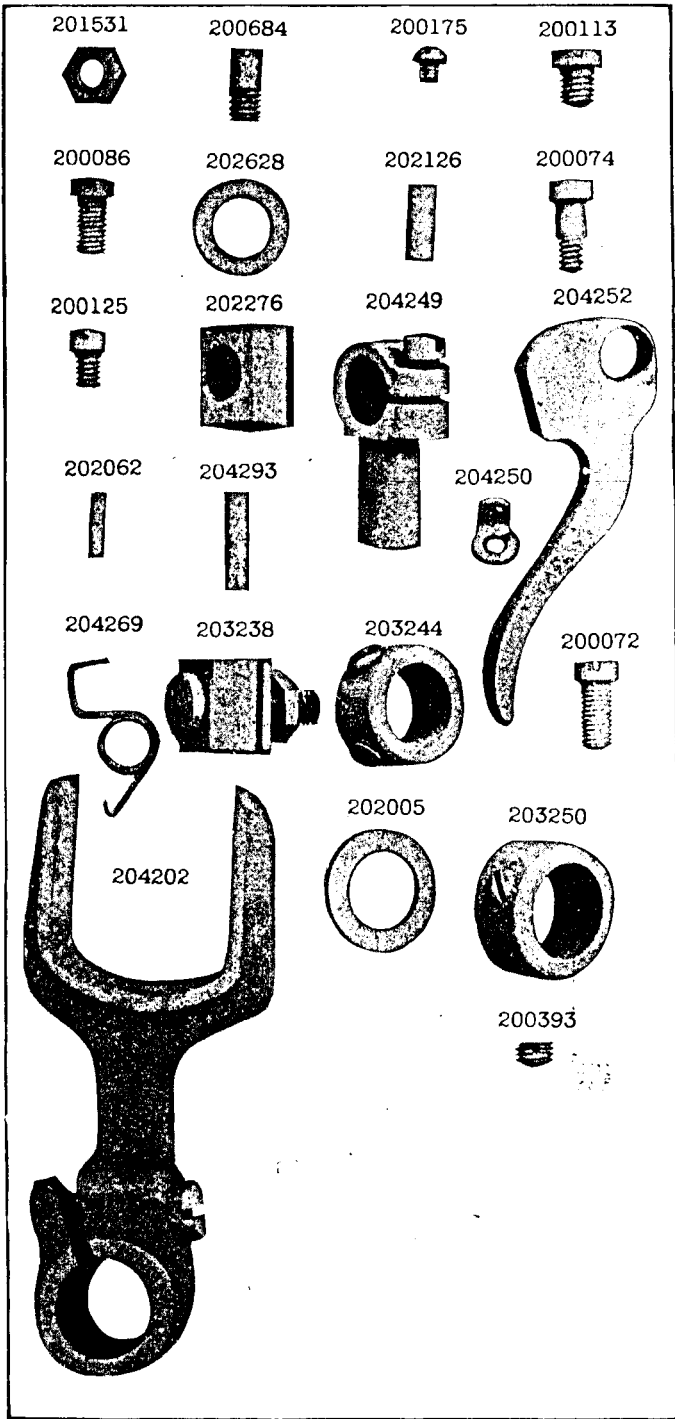


PLATE 12309—FULL SIZE

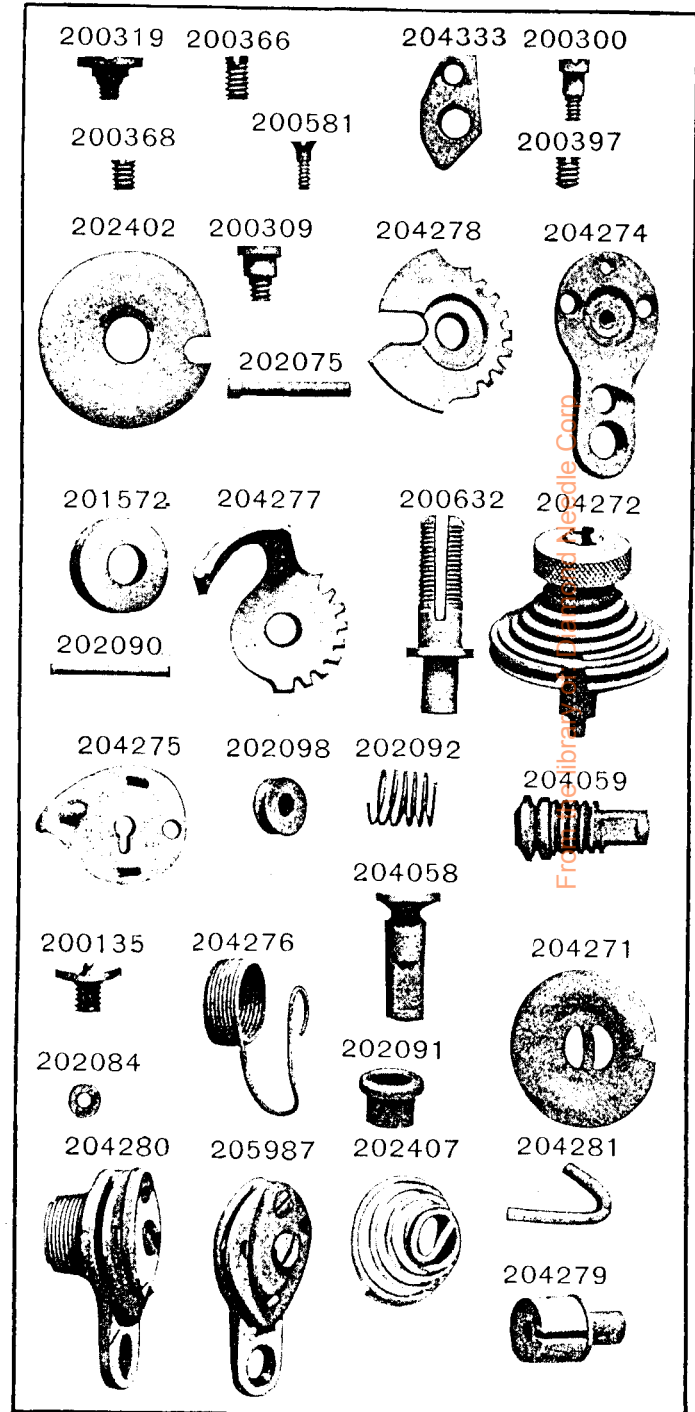


PLATE 12311—FULL SIZE

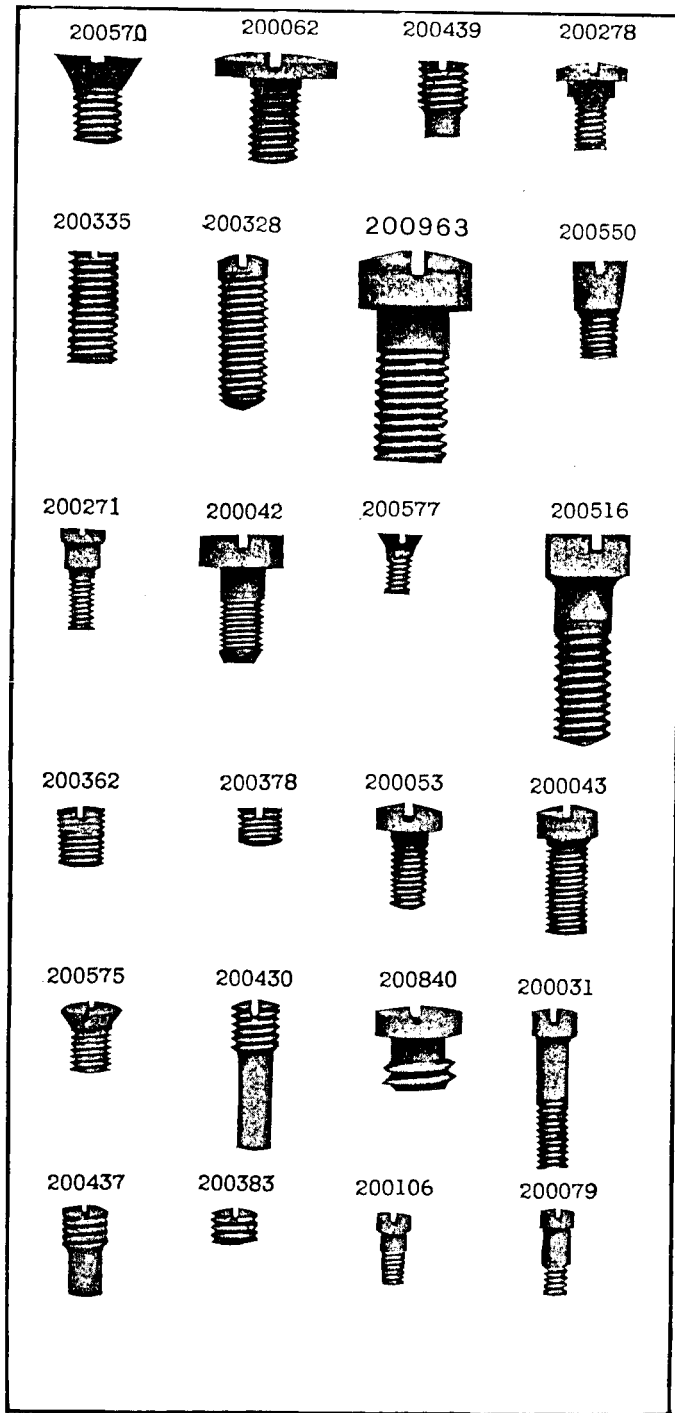


PLATE 12334—ONE-HALF SIZE

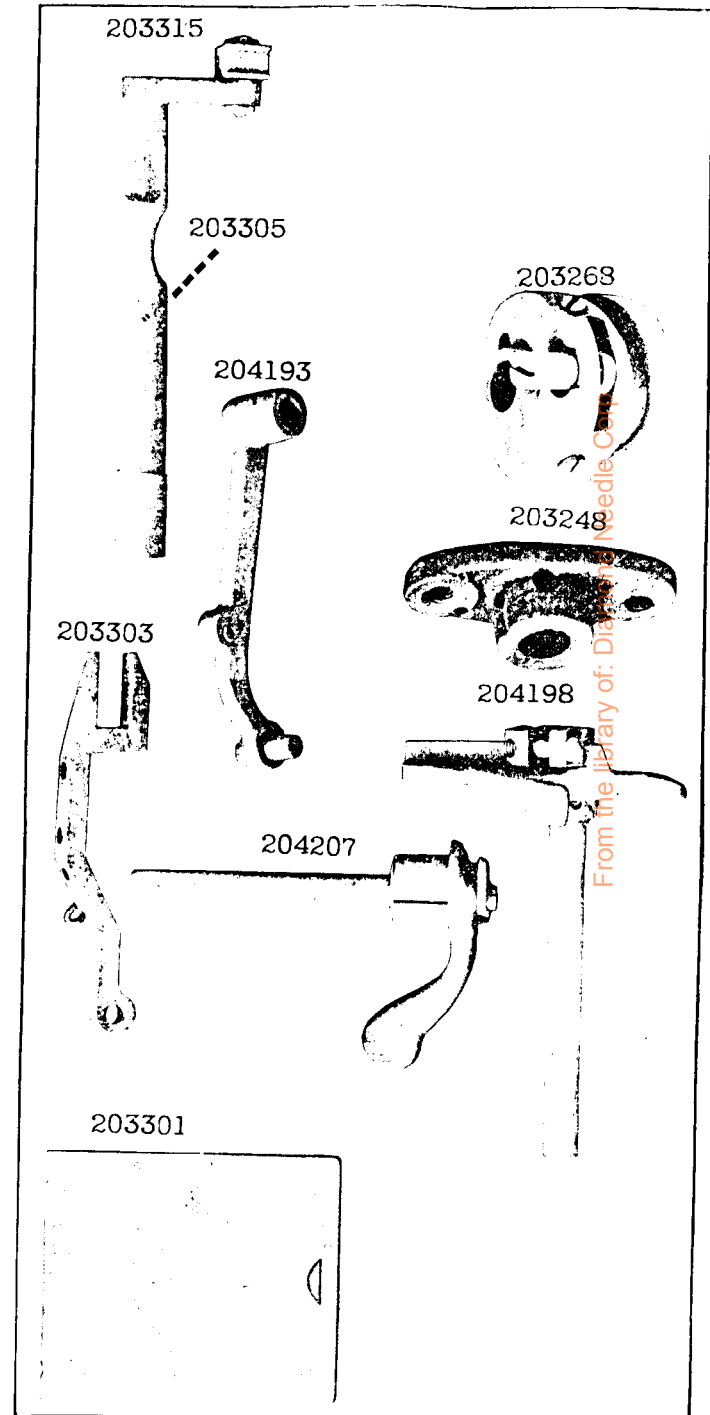


PLATE 12338—FULL SIZE

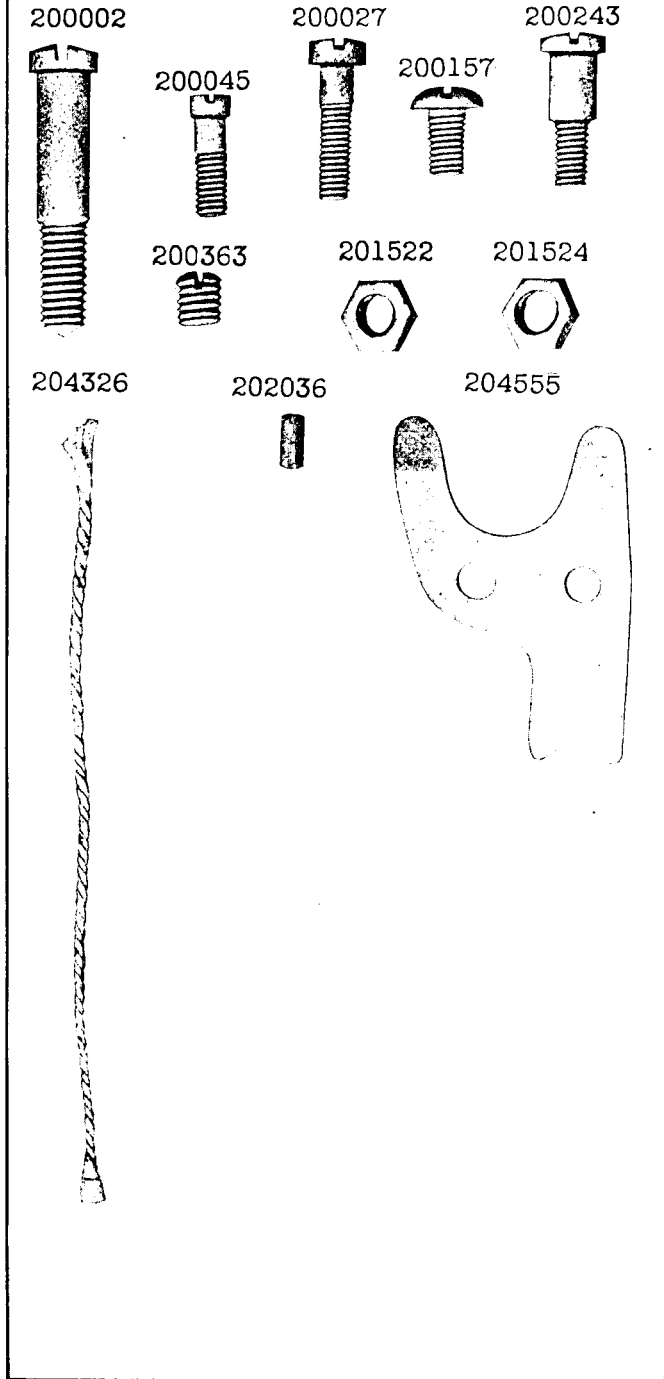


PLATE 12345—ONE-HALF SIZE

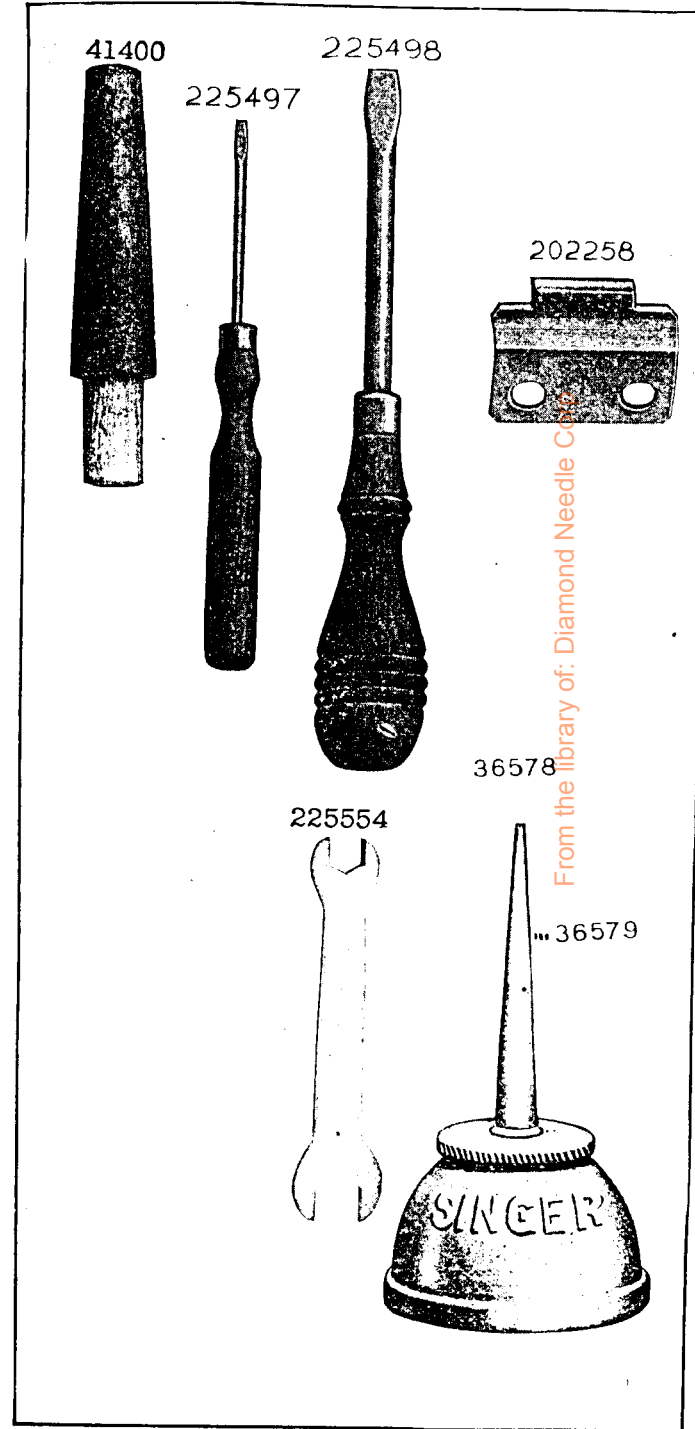


PLATE 12388—FULL SIZE

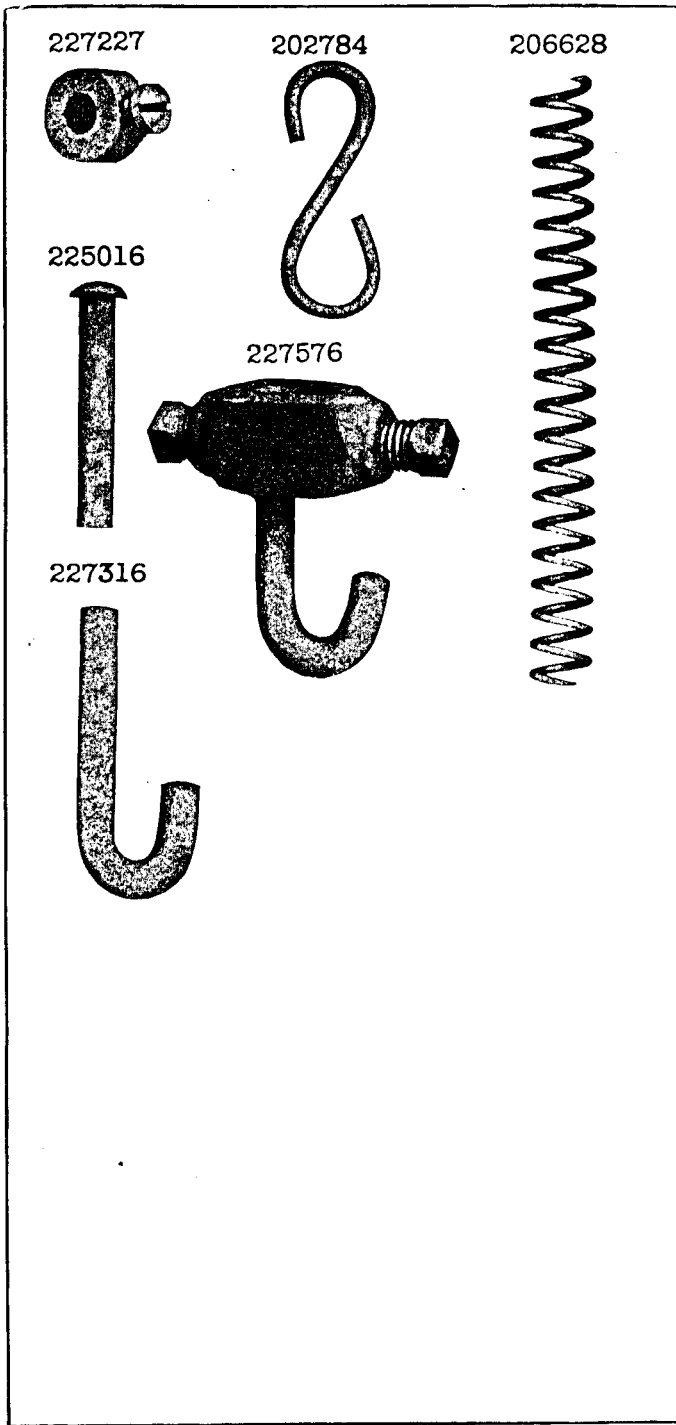
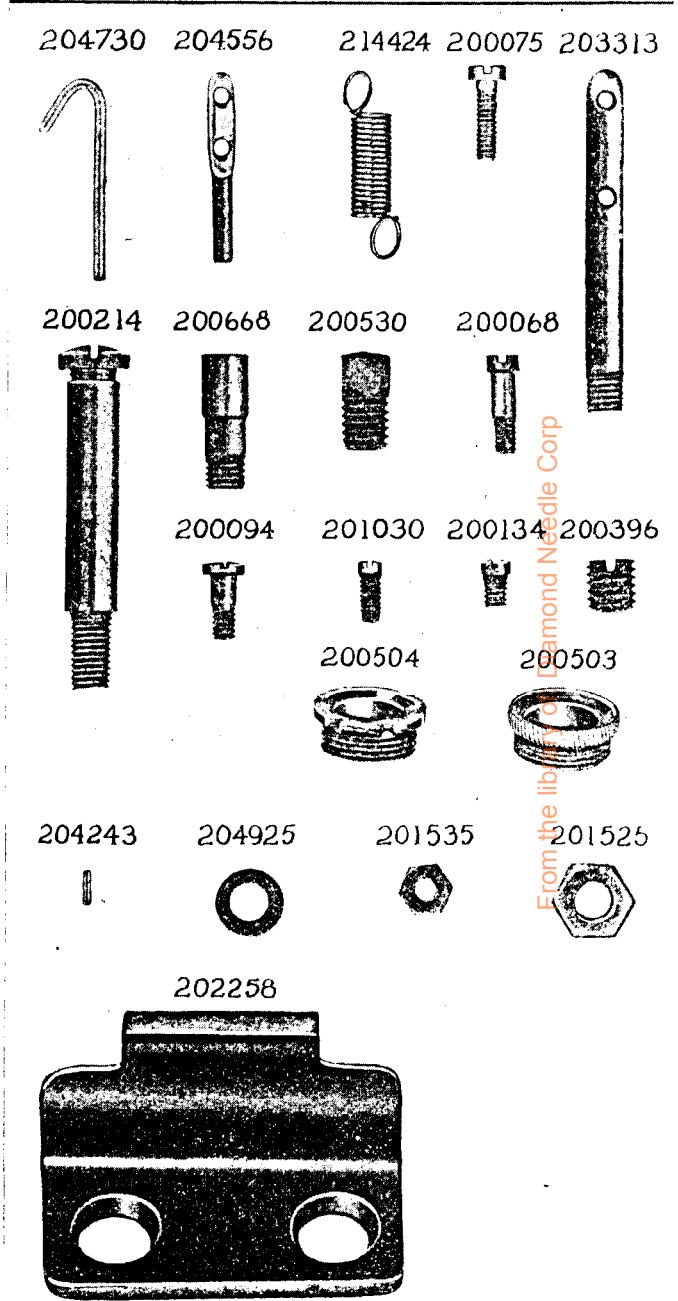


PLATE 13105—FULL SIZE



From the library of the Diamond Needle Corp

PLATE 13125—ONE-HALF SIZE

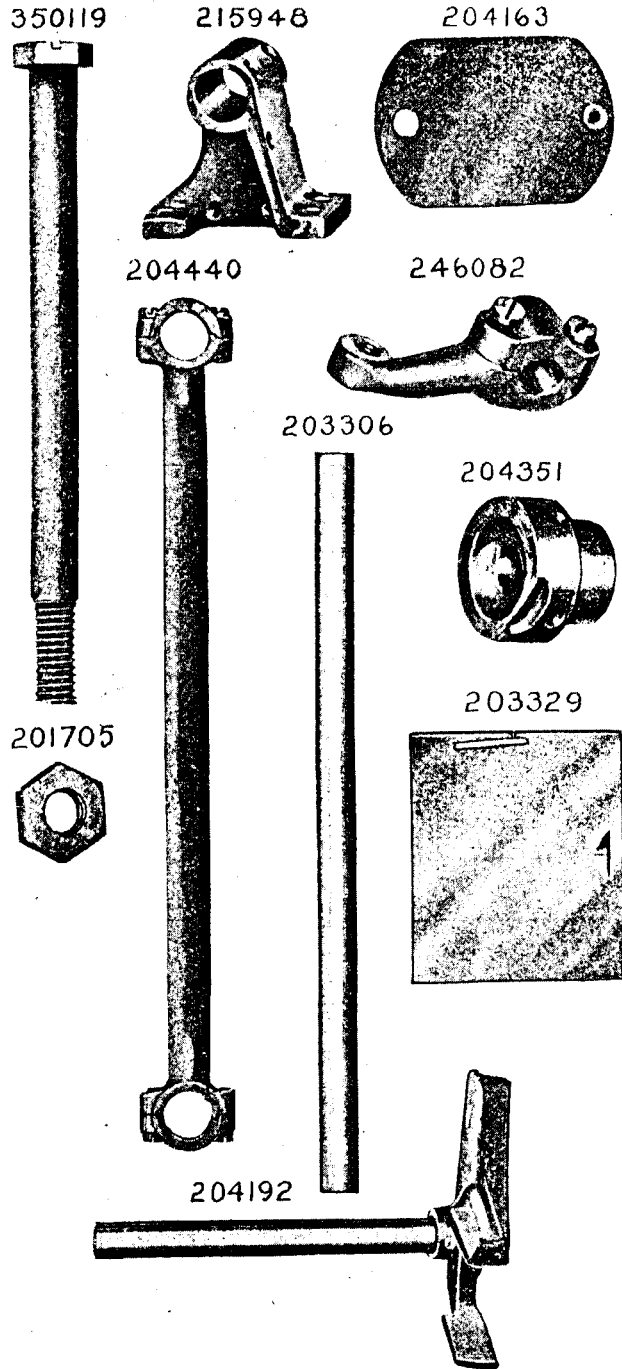


PLATE 13126—FULL SIZE

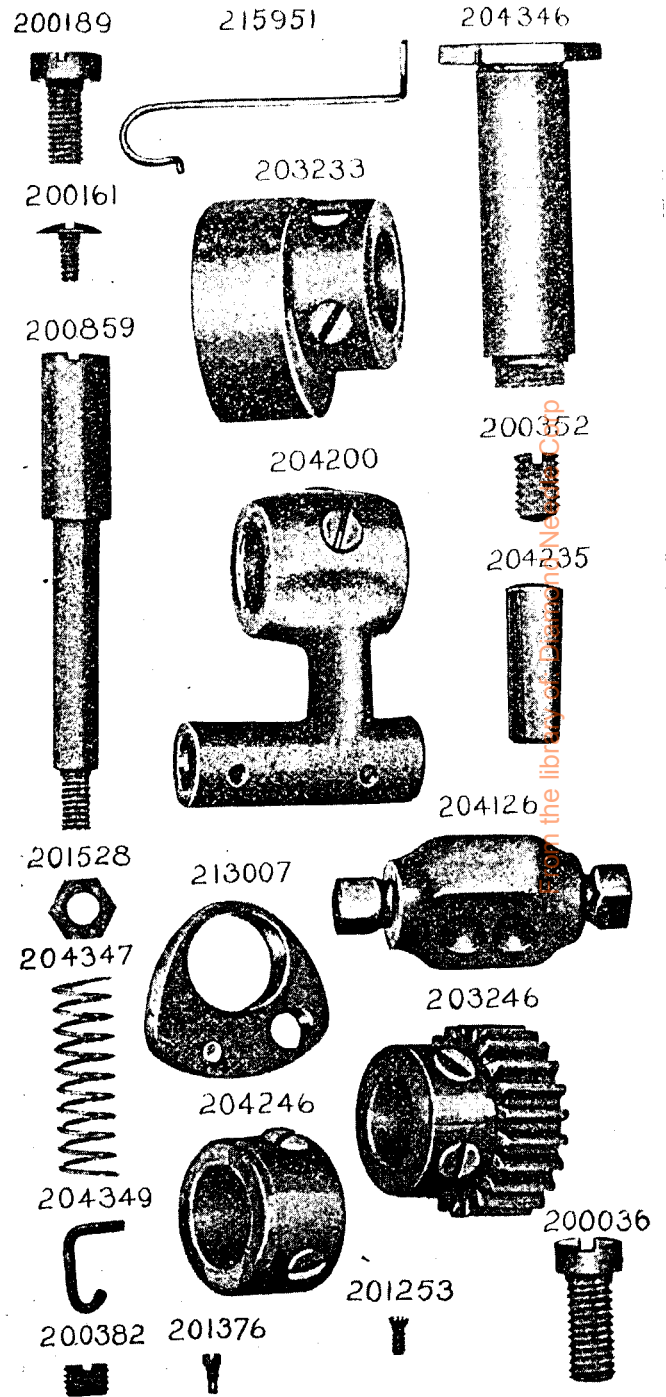


PLATE 13127—ONE-FOURTH SIZE

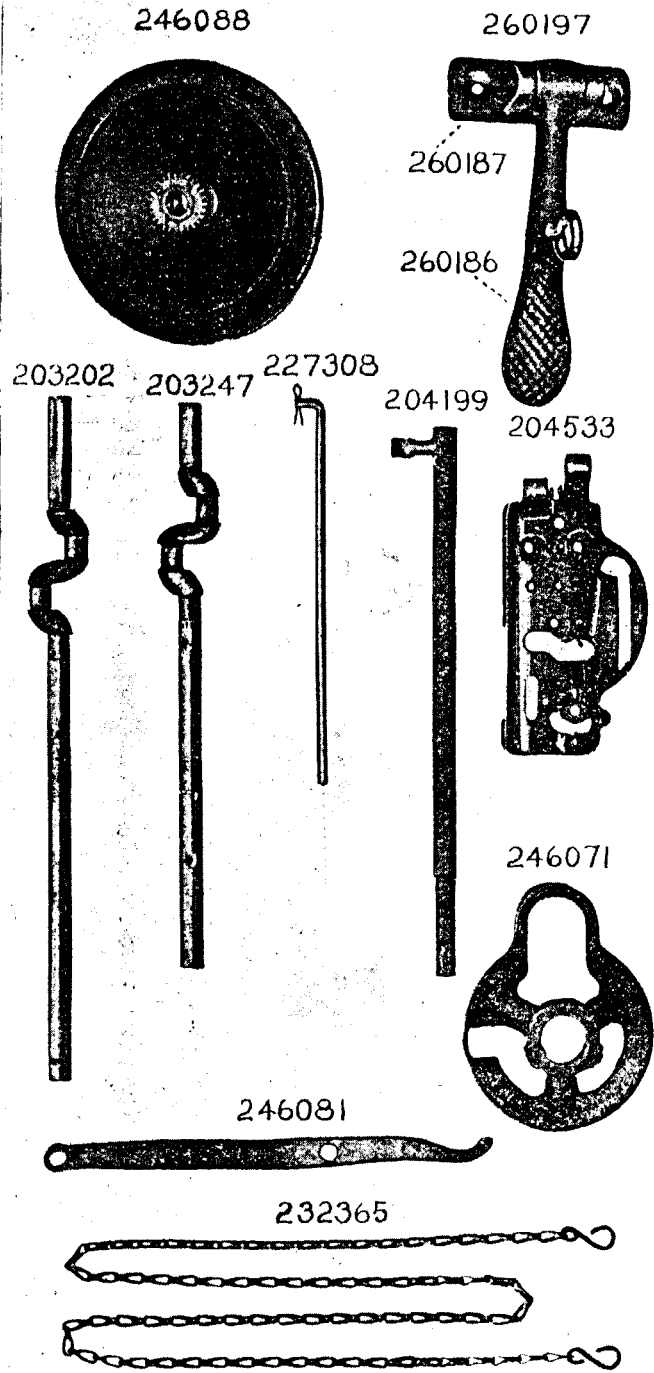
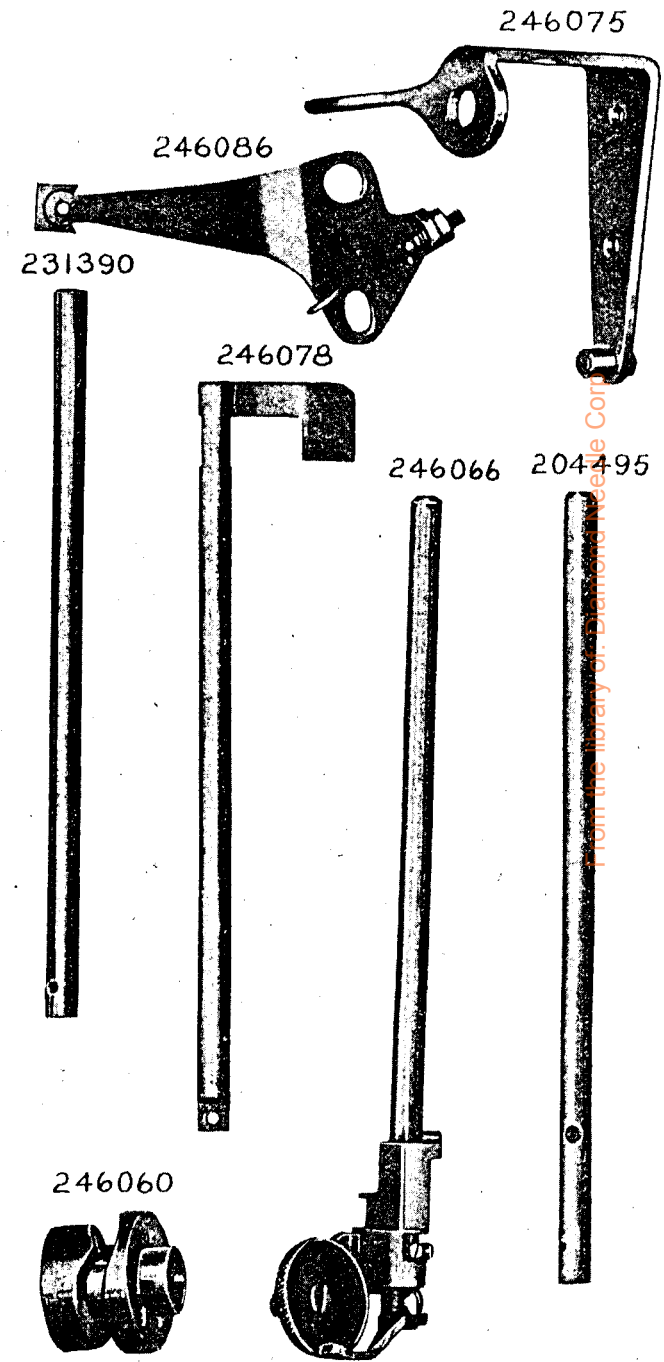


PLATE 13128—ONE-HALF SIZE



From the library of: Diamond Needle Corp.

PLATE 13129—FULL SIZE


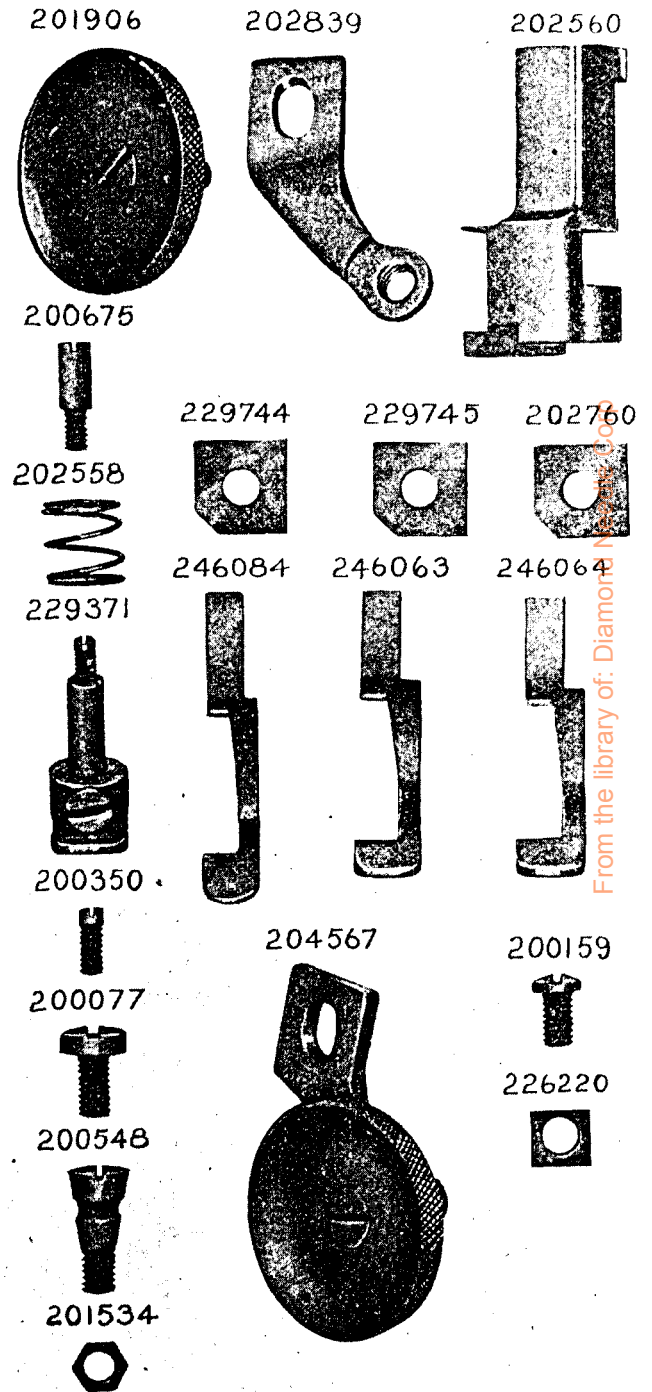


PLATE 13130—FULL SIZE



From the library of: Diamond

PLATE 13131—ONE-HALF SIZE

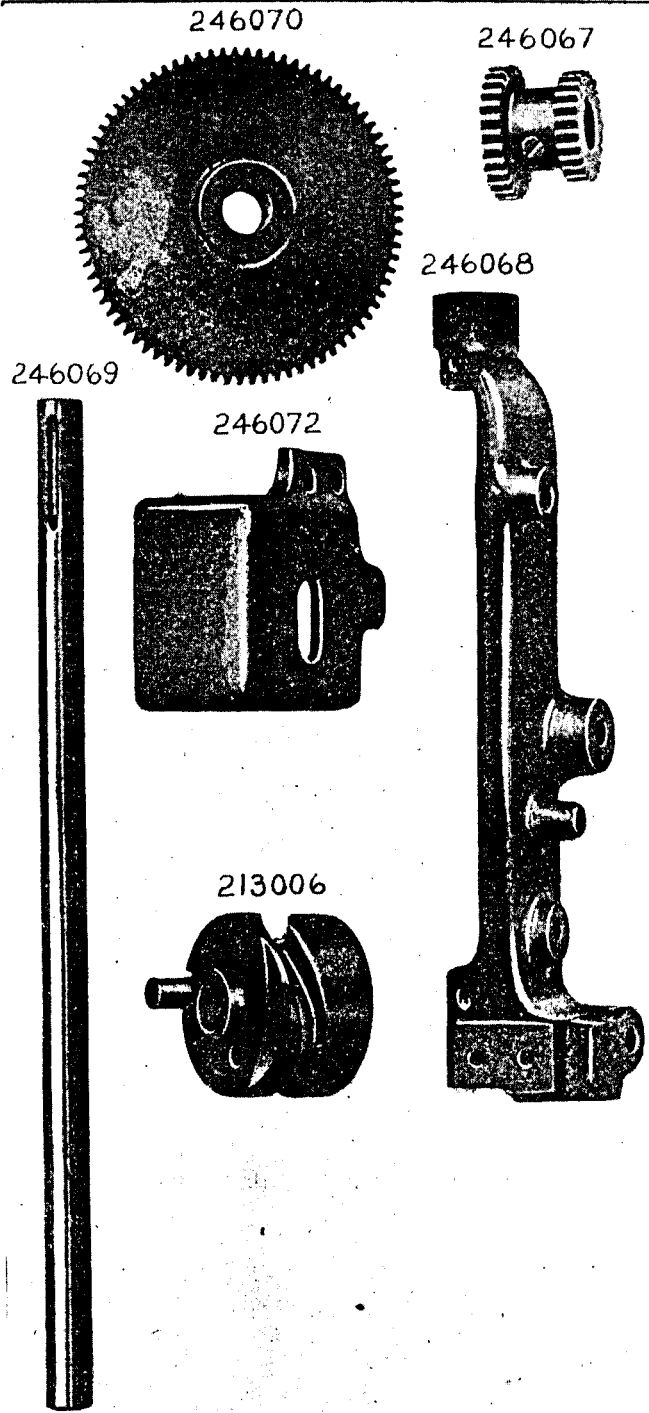
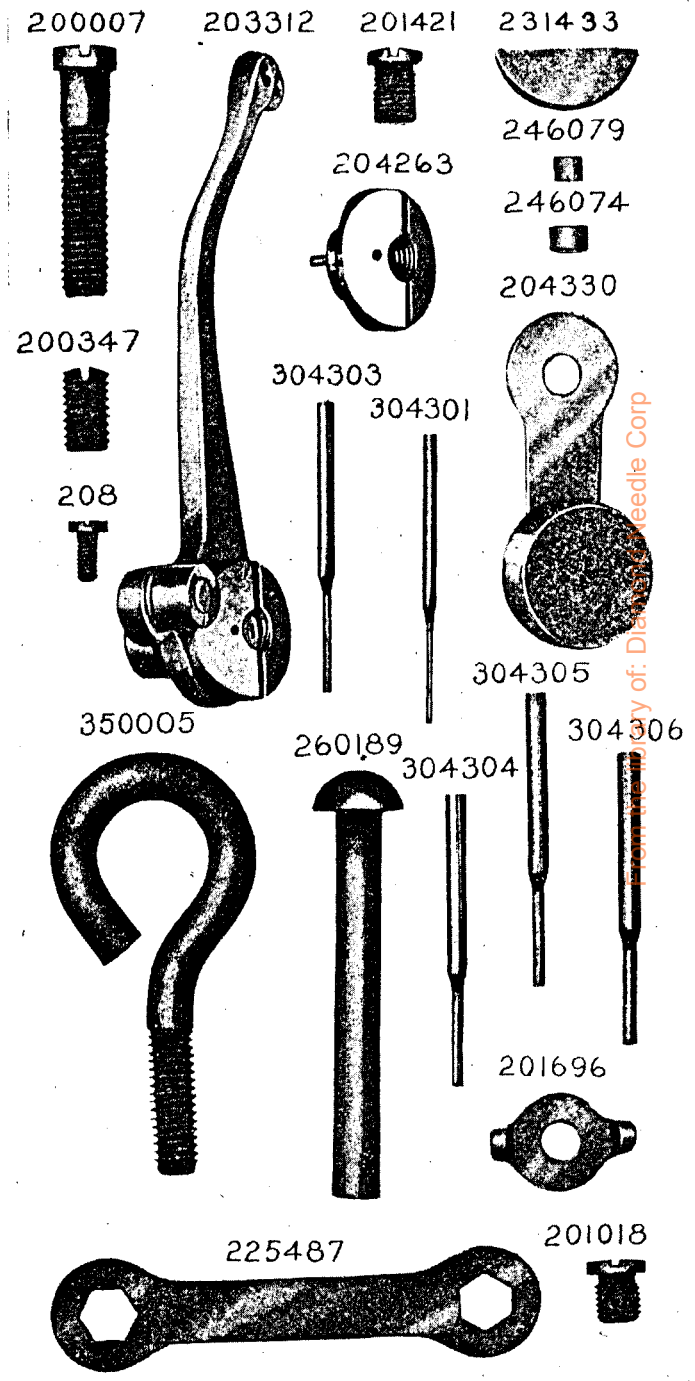



PLATE 13132—FULL SIZE



From the library of: Disston & Seedle Corp

PLATE 13133—FULL SIZE


246080



246073



246077



212209



212211



212213




PLATE 14083—ONE-SIXTH SIZE

